

Navigation

Go to: Confluence Administration > Theme Configuration > Navigation

On this page

- What does the Navigation tab do?
- Category Menu Navigation Settings
 - Site Home Link
 - Dropdown
 - Logos & Icons
- Global Menu Navigation Settings
 - Choose between a Sidebar or a Header Global Menu.
 - Manage Items in the Global Menu
- Navigation Settings for Additional Sites

What does the *Navigation* tab do?

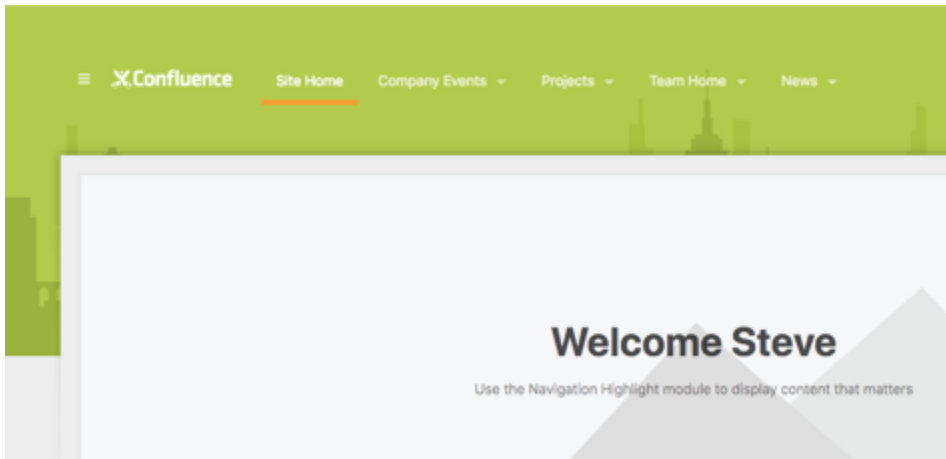
The Navigation tab is where you configure settings for the Global Site including the Category menu, Global Menu and the Global Footer.

The image displays the 'Navigation' configuration interface in Confluence. It is divided into three main sections: Category Menu, Global Menu, and Global Footer. The Category Menu section includes options for Site Home Link (with a 'Disable site home link' checkbox), Name (set to 'Site Home'), Dropdown layout (Dynamic column), Content Size (medium), and Logos & Icons (with checkboxes for site home icon, category logos, and space logos). The Global Menu section shows Layout (Sidebar) and Display (Responsive) options, along with a 'Manage global menu' button. The Global Footer section has an 'Enabled' checkbox and a 'Manage footer' button. A central preview window shows a website header with a navigation menu, a search bar, and a 'Welcome' banner. Below the banner are four team home links: HR Team Home, Marketing Team Home, IT Team Home, and Documentation. The footer area contains social media links, a 'Blogs' section with three entries, and a footer notice: 'Powered by Atlassian Confluence 6.0.7, themed by RefinedTheme 6.0.0'.

Category Menu Navigation Settings

Site Home Link

Disable site home link is a link to remove the Site Home Link in the category menu. By default the Site Logo will also link to the Site Home.



Dropdown

There are three different ways to display the drop down category menu: Dynamic, Multi or Single Column.

Click and Hover

Check this box if you want the Category Menu drop downs to automatically open on hover once a drop down menu has been clicked.

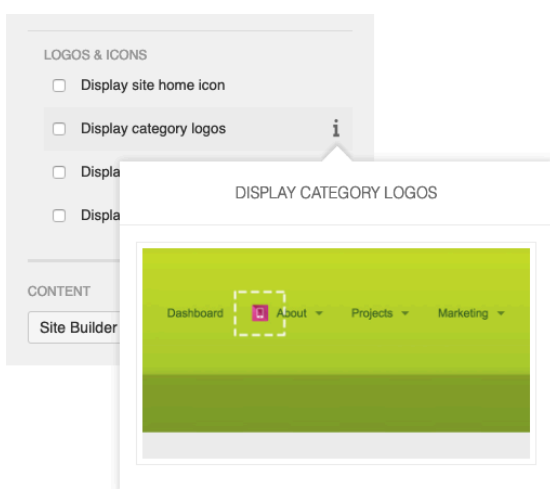
Your browser does not support the HTML5 video element

Note: Loading a category drop down is a big operation for the server if front-end caching is not activated. Hence we always recommend using this settings together with **front-end caching**.

Logos & Icons

Choose your preferred way to display logos and icons in the category dropdown menus. You can choose to show icons or images, or nothing at all.

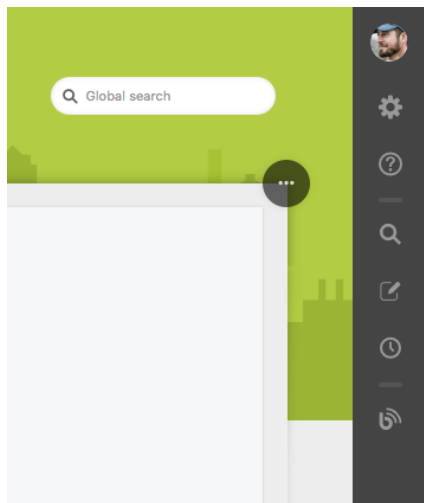
Learn more in the in-product help.



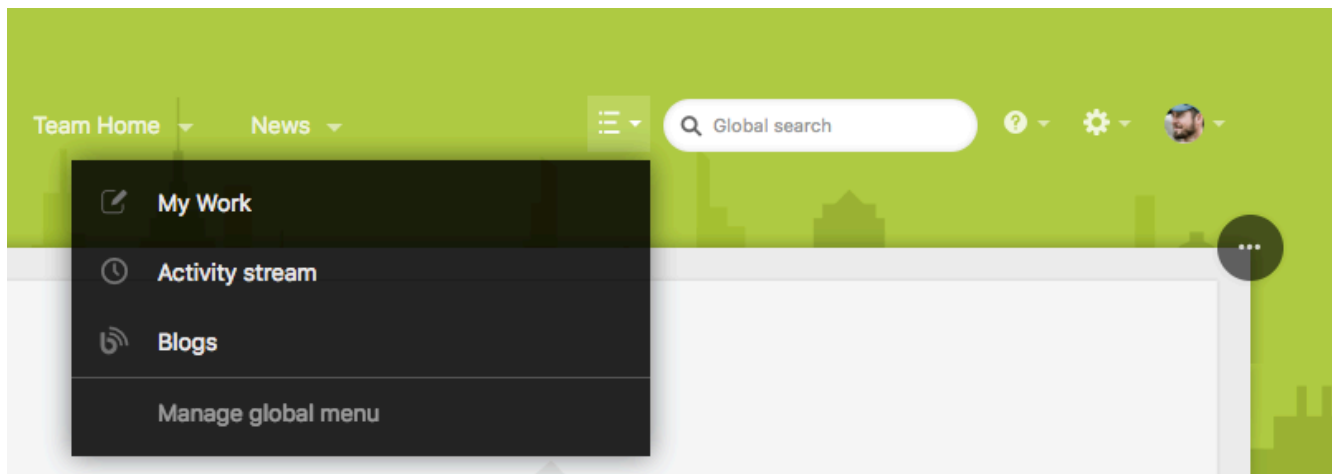
Global Menu Navigation Settings

Choose between a Sidebar or a Header Global Menu.

Sidebar Layout Option:

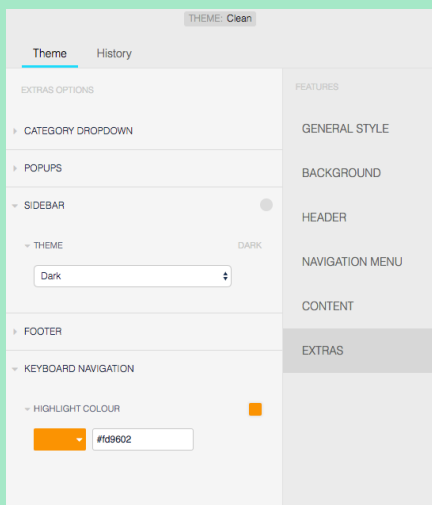


Header Layout Option:



Choose between an always open, always closed or responsive (open or closed depending on your browser width) global sidebar menu.

Tip! You can change the colour of the global menu in the Theme Editor under *Extras > Sidebar > Theme*



Manage Items in the Global Menu

Go to: Navigation > Global Menu > Manage Global Menu

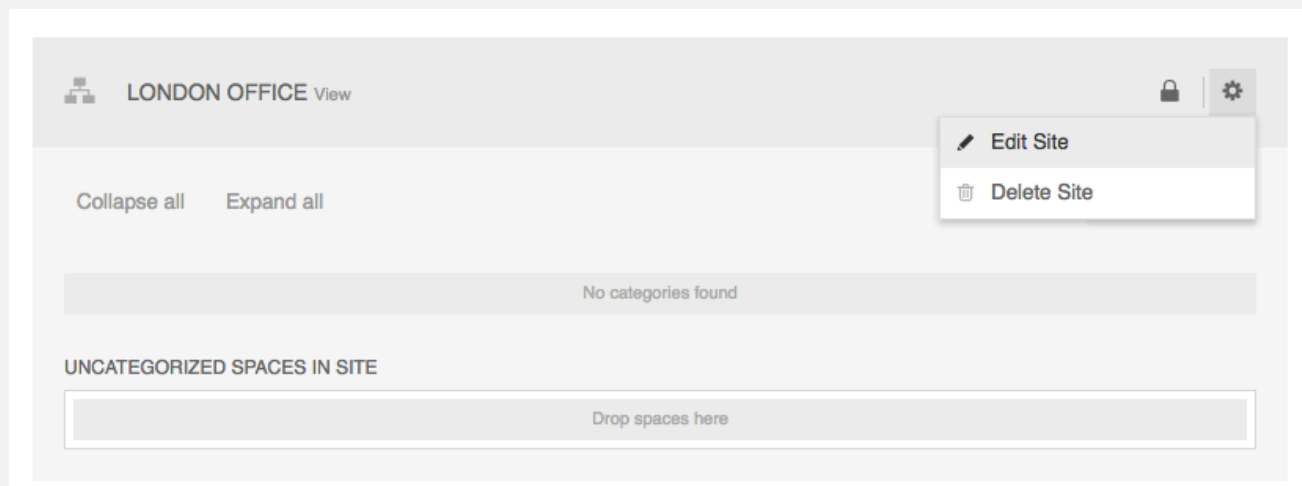
You can add your own menu items. E.g. create a link to one of your external systems. You can decide which of the default items you want to be visible. By default you will have "My Work", "Activity Stream" and "Blog" in the Global Menu.

Adding Custom Items: Click *Add* to configure a custom Name, Icon, URL and permissions to your item.

Sorting: You can sort items by dragging them in to a new position.

Navigation Settings for Additional Sites

Go to: Site Builder > Settings Cog on X Site > Edit Site



This will take you to a child page for the Site within the Site Builder. Here you can Configure the site name, URL suffix, site logo, switcher settings, site view permissions, site theme, and assign this Site as a Start site for X users or user groups. If you scroll down, you will see the Navigation Settings for the Category Menu and Site Footer.

Settings for Additional Sites

Confluence administration

- CONFIGURATION
 - General Configuration
 - Further Configuration
 - Backup Administration
 - Languages
 - Recommended Updates Email
 - Mail Servers
 - Hipchat Integration
 - Attachment Storage
 - Configure Code Macro
- ATLASSIAN MARKETPLACE
 - Find new add-ons
 - Manage add-ons
- REFINED THEME
 - Configuration**
- USERS & SECURITY
 - Users
 - Groups
 - Security Configuration
 - Global Permissions
 - Space Permissions
 - User Directories
 - Whitelist
- LOOK AND FEEL
 - Colour Scheme
 - Stylesheet
 - Site Logo and Favicon
 - Custom HTML
- ADMINISTRATION
 - Mobile apps
 - Collaborative Editing
 - System Information
 - Macro Usage
 - Audit Log
 - Backup & Restore
 - Content Indexing
 - Mail Queue
 - Scheduled Jobs
 - Cache Management
 - License Details
 - Logging and Profiling
 - Application Links
 - Application Navigator
 - Analytics
 - Troubleshooting and support tools
 - Clustering

- Configuration
- Site Builder**
- Themes
- Navigation
- Layouts
- Caching

Site Builder

Build your site structure by organizing spaces and blogs into categories. The main navigation for each site is based on the category structure. Add links, widgets and modules in categories to create a useful and powerful navigation.

Site Builder / London Office

London Office

Site name:

Site URL suffix:

The site URL suffix is used to build your site-URL.

Site logo: No file chosen

Show site switcher:

Exclude from site switcher:


View permission: Anonymous users
 Logged in users
 Groups

Default Theme: Default Theme

Start site for groups:

Specify user groups who use this site as the start site.

NAVIGATION



CATEGORY MENU ⓘ

CUSTOM SETTINGS ✕

SITE HOME LINK

Disable site home link

Name

DROPDOWN

Layout

Dynamic column ▾

Content Size

Medium ▾

Collapsed subcategories

Min column width

Exclude archived spaces

Click and hover


LOGOS & ICONS

Display site home icon

Display category logos

Display space logos

Display space icons



FOOTER ⓘ

GLOBAL SETTINGS

Your evaluation license for Confluence has expired. Here's the information you need to continue using Confluence

Powered by Atlassian Confluence 6.8.2 · Report a bug · Atlassian News

